

# CLEANING PROCEDURE FOR ENFIT<sup>®</sup> TUBES



- 1** Perform hand hygiene and rinse the brush that will be used to clean the connector with water.



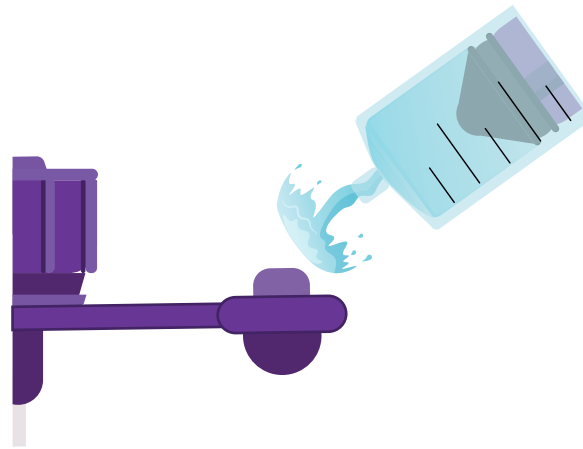
- 2** Fill a syringe with water.




- 3** Cover the central hole of the feeding tube with the bristles of the brush. Rinse the feeding tube connector with water.



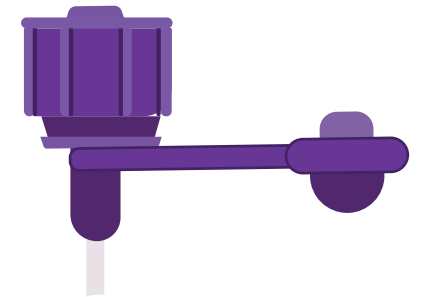
- 4** Clean the connector diligently by inserting the brush all the way into the bottom of the feeding tube connector.



- 5** Rinse the cap of the tube with water.



- 6** Clean the groove of the cap diligently by inserting the brush all the way into the bottom of the groove.



- 7** Dry the tube and the cap. Allow them to dry before starting administration.