

HOW TO CARE FOR YOUR MIDLINE

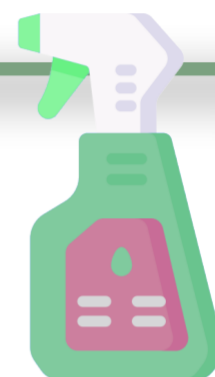
1



USE AN ANTT TECHNIQUE (ASEPTIC NON TOUCH TECHNIQUE)


PERFORM EXTRALUMINAL CLEANING CORRECTLY

- Clean the insertion zone correctly
- Clean the external part of the catheter: replace needleless connectors, infusion sets, extension tubes, etc.
- Remove and place the dressing correctly (avoid friction, patient-friendly shape), respect drying time



2

3




KEEP THE DEVICE FIXED (USE SUTURELESS FIXATION)

If needed, change it during the care

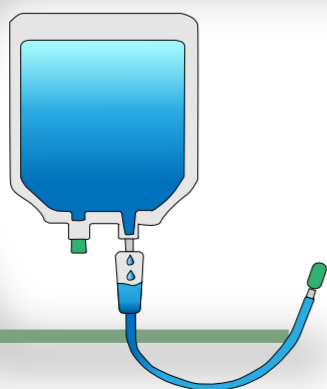
FLUSH THE INTRALUMINAL CATHETER ADEQUATELY

Flush with saline before and after each infusion and between drugs; pulsatile flushing technique, push-pause and positive pressure



4

5



BE CAUTIOUS WHEN ADMINISTERING DRUGS

pH and osmolarity of peripheral treatment, do not administer incompatible drugs

DO NOT FORGET THAT THIS IS A PERIPHERAL ROUTE



Value Life