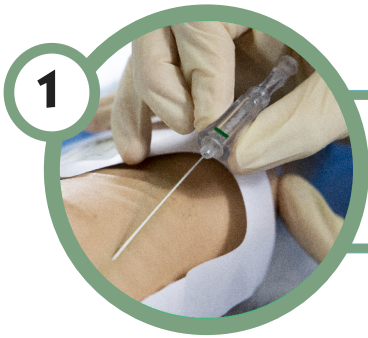



INSERTION TECHNIQUE: MICRO SELDINGER Modified Seldinger



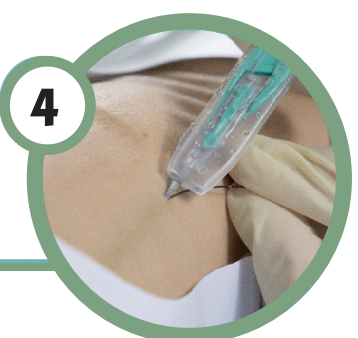
1 Puncture with the **needle**




2 Insert the **guidewire**



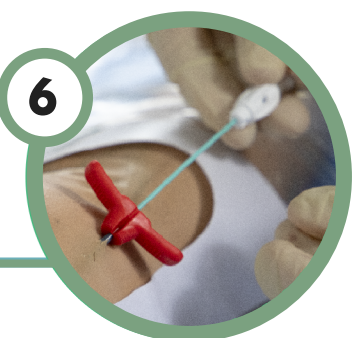
3 Remove the **needle**



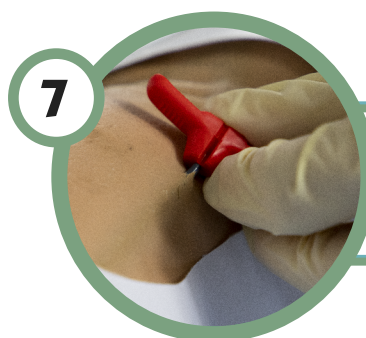
4 Make a small **incision** with the **scalpel**




5 Insert the dilator and **peelable introducer**



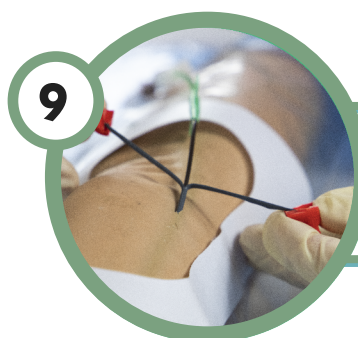
6 Remove the **dilator** and **guidewire**



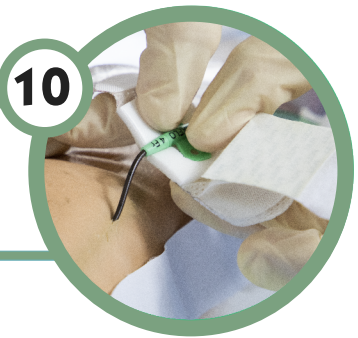
7 Stop the **blood reflux**



8 Insert the **catheter** all the way in



9 Peel the **introducer** slowly



10 Secure the **catheter** with a **sutureless**