

BENEFITS OF MODIFIED SELDINGER TECHNIQUE IN NEONATES

LESS INVASIVE



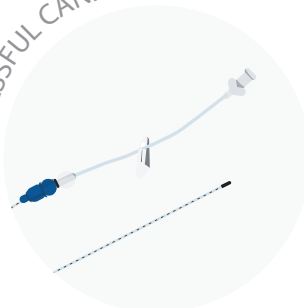
It is a less invasive technique with minor associated complications.

SMALLER INTRODUCER



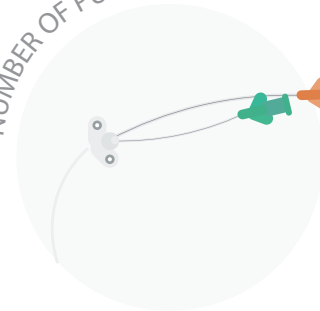
The use of small introducers facilitates the cannulation of difficult to access veins and deeper veins.

SUCCESSFUL CANNULATION



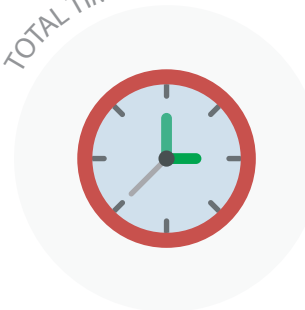
There is a higher success rate in cannulation as it allows for a more precise puncture and easier guidewire insertion.

NUMBER OF PUNCTURES



Fewer puncture attempts - minimises the risk of loss of venous capital integrity

TOTAL TIME



Total procedure time similar to the Microseldinger Technique, but includes an additional step.